



NCI Mictor Probe Quick Start Guide

The NCI Mictor socket is compatible with Agilent®/Keysight® and Tektronix® Mictor sockets. The pin layout is identical for all three sockets.


1. Take care when inserting the probe tip into the socket. The contact pins on the probe tip are very delicate...



2. Note the shape inside the Mictor socket. The Mictor probe can only be inserted one way...



3. Gently press the probe straight down into the Mictor socket until it's fully seated....



4. Whenever possible, the blue ribbon cable should remain straight and motionless as possible. Motion, twists, and excessive flexing can apply torque and pressure on the probe and compromise the pin connections.